



New Users - BCBSMN

Create an account

All members age 18+ must create and use their own account. *If the dependent is 18+, the subscriber must have an account also.*

Navigate to: <https://www.doctorondemand.com/bcbsmn> and click the “Sign up” button in the upper right hand corner

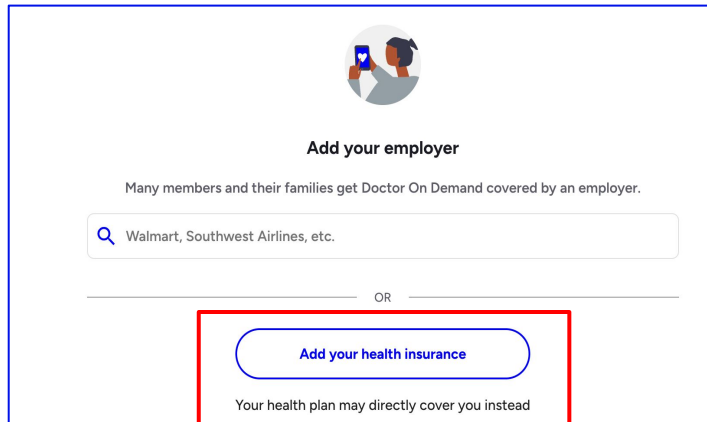
OR

Download the **Doctor On Demand mobile app** from [Google Play](#) or [App Store](#)

- Enter your personal email address (one user per email) and create a password
- Click **Continue**
- Fill out name information
- Fill out pronoun information
- Enter DOB
- Enter phone number

After your demographic information has been provided, you will be asked to enter your employer or insurance information.

Click the link to “Add your health insurance”



Add your employer

Many members and their families get Doctor On Demand covered by an employer.

Q Walmart, Southwest Airlines, etc.

OR

Add your health insurance

Your health plan may directly cover you instead

- Search for **BCBSMN** or
- **Blue Cross and Blue Shield of Minnesota Health Plan**
- Enter your complete member ID
- Enter your complete group number
- Enter the last four digits of your SSN

Once coverage is verified, you will see the pricing allowed by your plan for Urgent Care, Therapy & Psychiatry



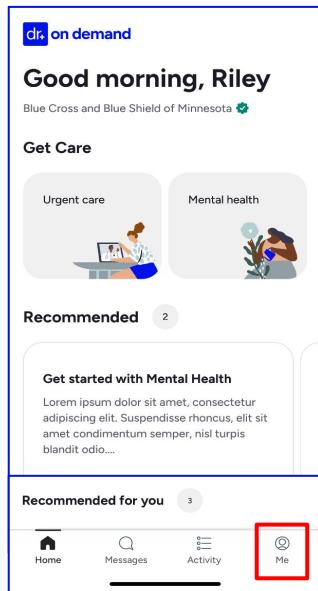
Existing Users- BCBSMN

Log into your account

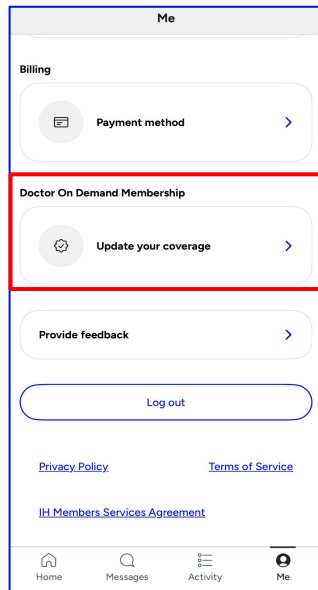
Navigate to: <https://www.doctorondemand.com/bcbsmn> and click on the “Log in” button in the upper right corner

OR

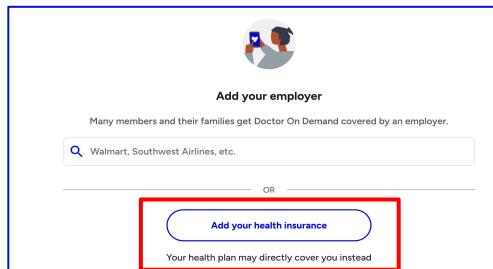
Access the **Doctor On Demand mobile app** from [Google Play](#) or [App Store](#)



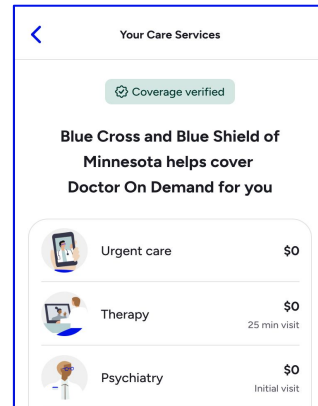
Once you're logged in, navigate to “Me” in the lower right hand corner



Scroll down to
“Update your coverage”



Click “add your health insurance” and search for “BCBSMN” or Blue Cross and “Blue Shield of Minnesota Health Plan”



Enter your complete member ID, group number and last 4 digits of your SSN

Once coverage is verified, you will see the pricing allowed by your plan for Urgent Care, Therapy & Psychiatry