

How to access your digital member ID card.

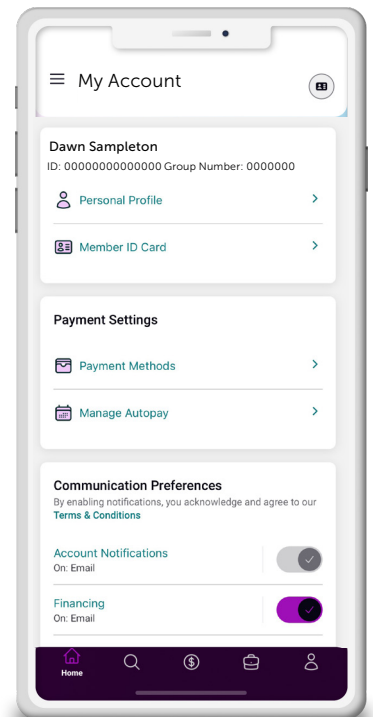
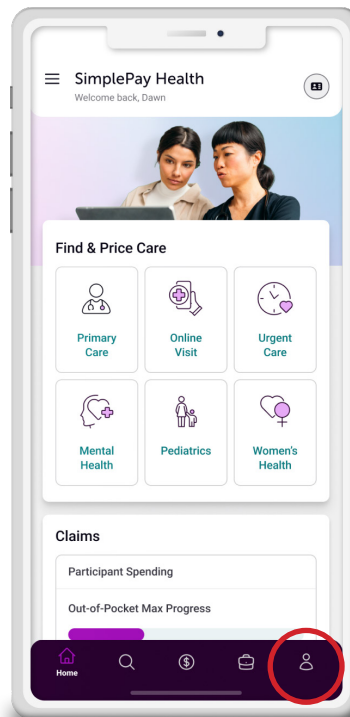
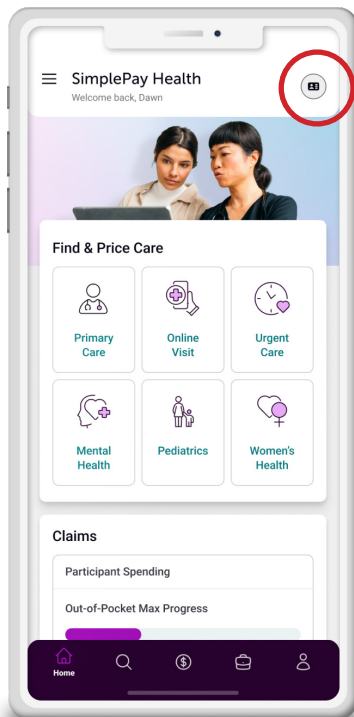
Follow these easy steps to conveniently access your member ID card from your computer or mobile device.

1 [Log in](#) to your SimplePay Health™ member portal via the desktop or mobile app.

2 Click on the member ID icon in the upper right hand corner of your device.

or

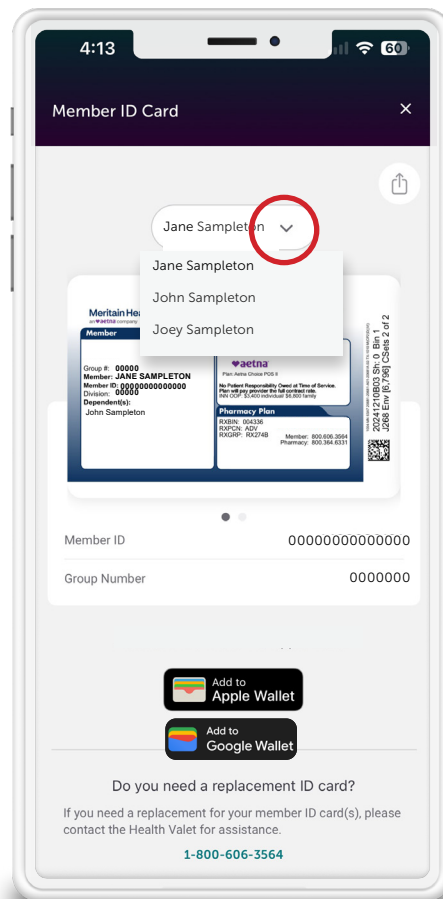
Visit your profile in the bottom right corner then click on 'Member ID Card'.



- 3 You will then be brought to your digital member ID card. Here you can view your card, request a new physical member ID card, and add it to your Apple or Google Wallet when using a mobile device.



- 4 You can also click the drop down to view dependent member ID cards.



Still have questions?

Contact the Health Valets by calling 1-800-606-3564 or by emailing healthvalet@simplepayhealth.com.